



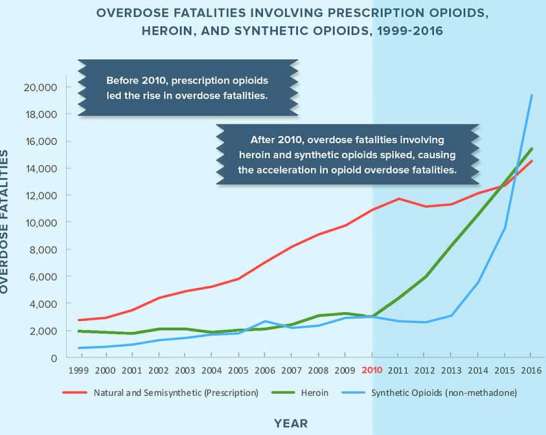
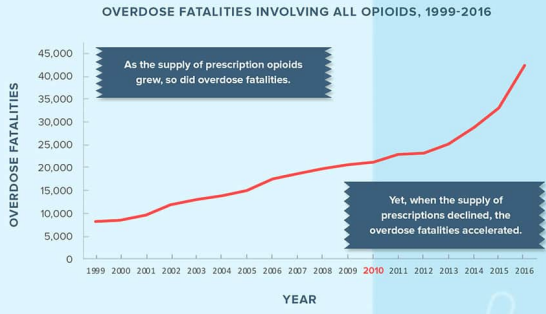
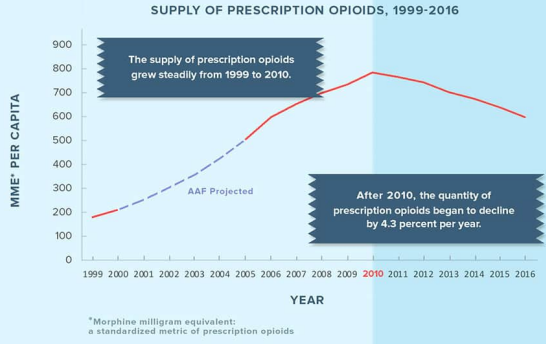
Infographic

Opioid Fatality Growth Explained In 3 Charts

BEN GITIS | APRIL 11, 2018

OPIOID FATALITY GROWTH EXPLAINED IN 3 CHARTS

Several major efforts were made to slow the growth of prescription opioids around 2010. Nevertheless, in the following years, the number of opioid-involved overdose fatalities began to grow even faster.



Annual Growth Rates Of Overdose Fatalities Involving Illegal Opioids

As the supply of prescription opioids decreased, users turned to heroin and synthetic opioids with deadly results.



Combating opioid dependency requires a comprehensive approach: continuing to address the supply of legal prescription opioids, but also more effectively treating dependency and cutting off the supply of illicit opioids.