



Infographic

The Impact Of Regulation

SAM BATKINS | MAY 24, 2017

Today the American Action Forum (@AAF) released an infographic examining the regulatory activity at the Department of Health and Human Services (HHS). As federal agencies comb through their existing regulations to comply with the [one-in, two-out](#) executive order on regulatory reform, regulators at the HHS will have plenty of major rules to review. According to American Action Forum research, since 2009 HHS has led the pack of federal agencies, issuing 180 [major regulations](#) (rules with an economic impact of \$100 million or more).

[Read the entire analysis here.](#)


THE IMPACT OF REGULATION


As federal agencies comb through their existing regulations to comply with the **one-in, two-out executive order** on regulatory reform, regulators at the **Department of Health and Human Services** will have plenty of major rules to review.

OF MAJOR REGULATIONS SINCE 2009

180 **\$73 billion**
Health and Human Services (HHS)

54 
Securities and Exchange Commission (SEC)

51 
Interior

47 
Agriculture

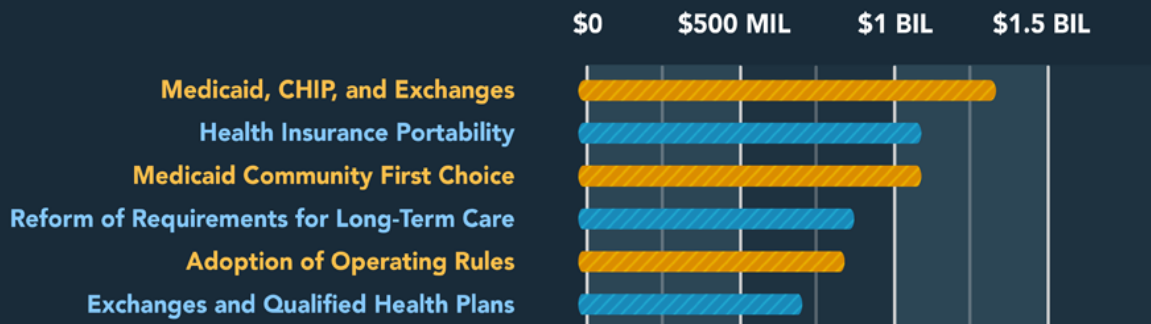
46 
Environmental Protection Agency (EPA)

1.3 billion
paperwork hours

Given the implementation of the Affordable Care Act in 2010, this shouldn't be too shocking!



HHS REGULATIONS WITH THE HIGHEST ANNUAL COSTS



Comprehensive reform would do a great deal to eliminate costly regulatory requirements. Repealing the entirety of the **Affordable Care Act** won't make the sunk costs from the past seven years disappear, but there is little doubt it could produce **billions of dollars in cost savings**.



