



Infographic

Tracking Tariff Retaliations

JACQUELINE VARAS, TOM LEE | NOVEMBER 16, 2021





TARIFF WATCH

TRACKING TARIFF RETALIATIONS

THREATENED
U.S. EXPORTS | **\$73.2 BILLION**

LAST UPDATED: 11/15/21

RETALIATORY TARIFFS AGAINST THE U.S.

	COUNTRY	RATE	VALUE OF AFFECTED U.S. EXPORTS
	China	5-25%	\$70.7 B
	Turkey	4-70%	\$1.0 B
	India	10-50%	\$1.3 B
	Russia	25-40%	\$0.2 B
	TOTAL	4-70%	\$73.2 B

AmericanActionForum.org

AMERICAN ACTION
FORUM

