



**Infographic**

# Tracking Tariff Retaliations

JACQUELINE VARAS, TOM LEE | NOVEMBER 16, 2021







# TARIFF WATCH

TRACKING TARIFF RETALIATIONS

THREATENED U.S. EXPORTS | **\$73.2 BILLION**

LAST UPDATED: 11/15/21

## RETALIATORY TARIFFS AGAINST THE U.S.

	COUNTRY	RATE	VALUE OF AFFECTED U.S. EXPORTS
	China	5-25%	\$70.7 B
	Turkey	4-70%	\$1.0 B
	India	10-50%	\$1.3 B
	Russia	25-40%	\$0.2 B
	<b>TOTAL</b>	<b>4-70%</b>	<b>\$73.2 B</b>

AmericanActionForum.org

AMERICAN ACTION  
FORUM

