

Opinion Insight, LLC.

Iowa Statewide Survey



Telephone Survey with Live Interviewers

Dialed August 30 – September 2, 2020

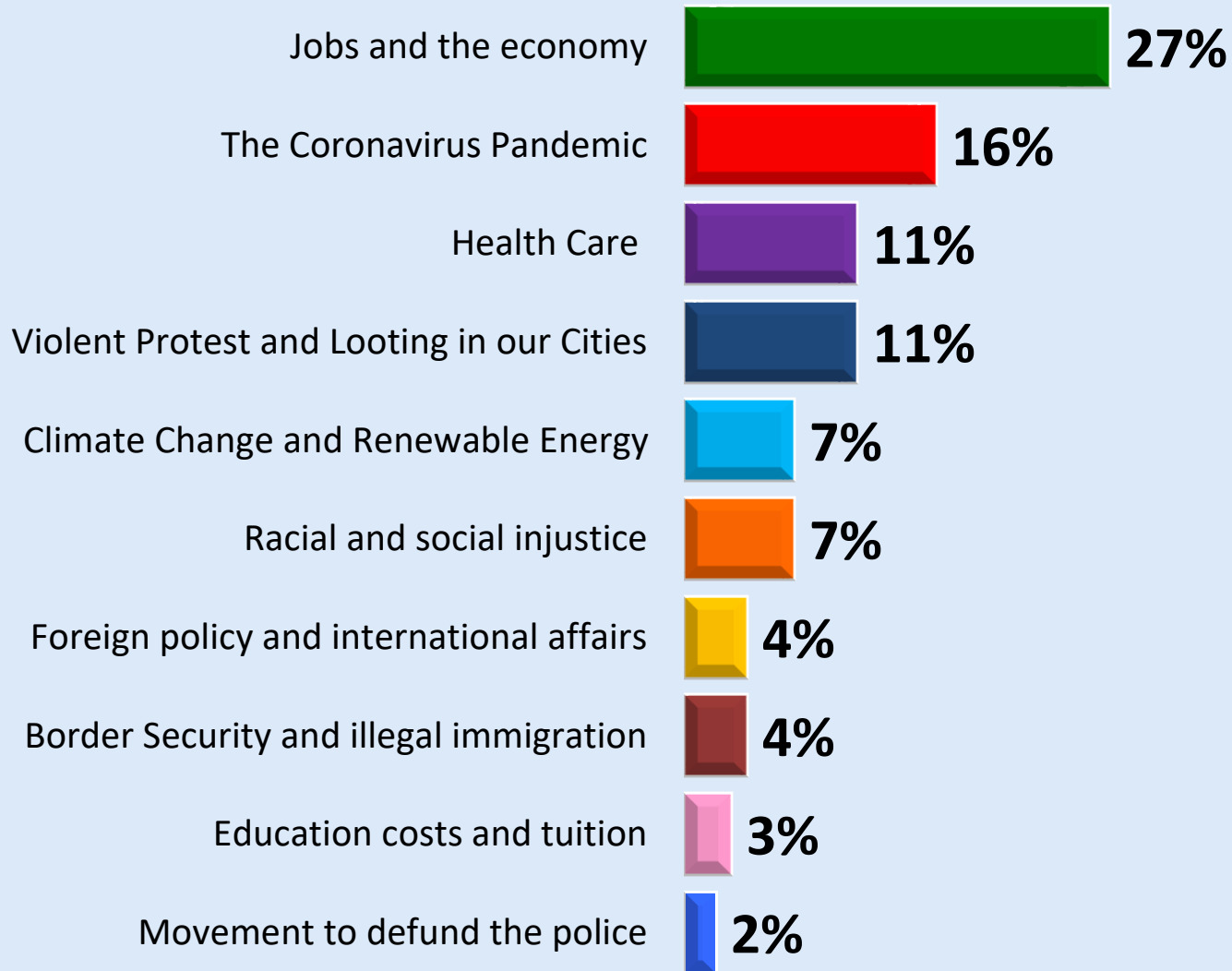
N = 800 Likely Voters

Margin of Error: +/- 3.46%

Political Data

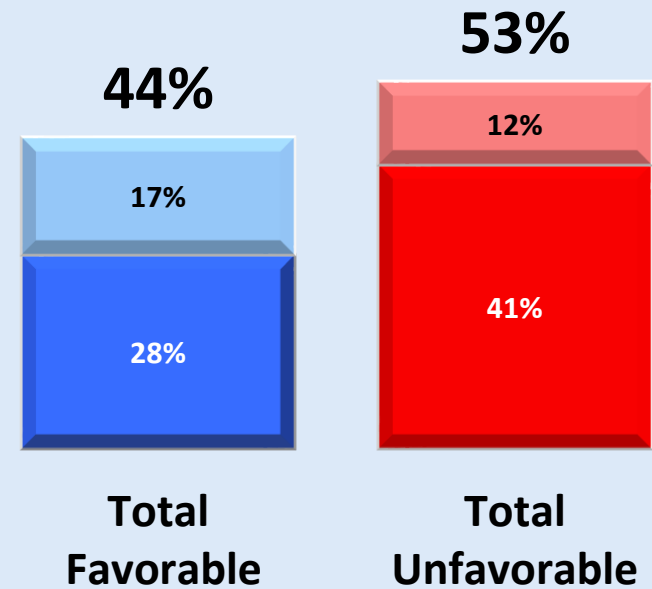
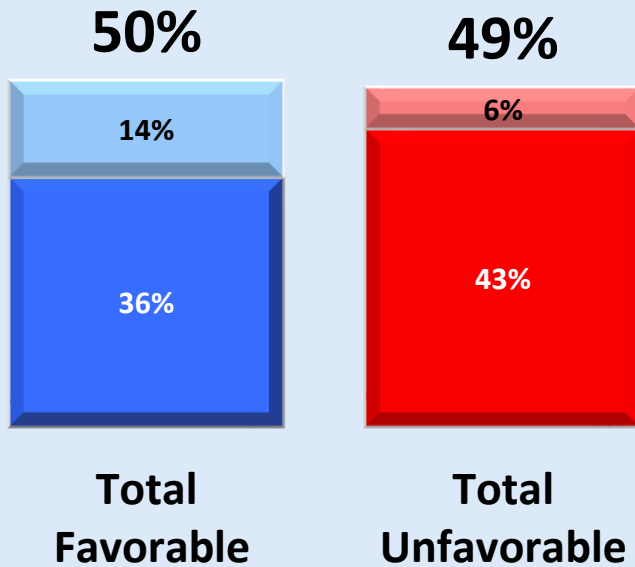



Most Important Issue



In your opinion, what do you consider to be the single most important issue facing the United States right now? Would you say....

President Trump & Joe Biden Image



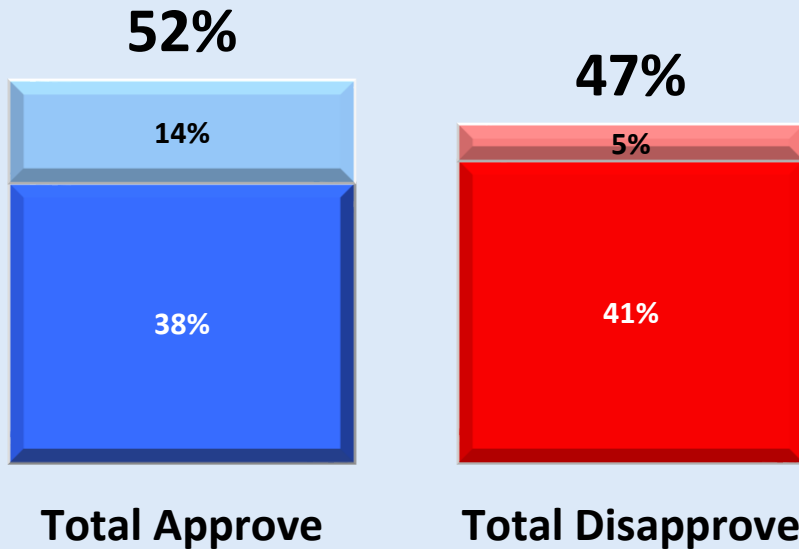
Very Favorable Somewhat Favorable Very Unfavorable Somewhat Unfavorable

President Trump & Joe Biden Image

	Donald Trump		
	Favorable	Unfavorable	RATIO
Cedar Rapids DMA (30%)	41%	57%	0.7:1
Davenport DMA (11%)	50%	46%	1.1:1
Des Moines DMA (37%)	49%	51%	1:1
Sioux City DMA (9%)	61%	39%	1.6:1
Omaha DMA (6%)	66%	31%	2.1:1
Rochester DMA (3%)	55%	37%	1.5:1
Rest DMA (4%)	64%	33%	1.9:1
Men (48%)	56%	43%	1.3:1
Women (52%)	44%	54%	0.8:1
Republican (34%)	78%	21%	3.7:1
Democrat (33%)	10%	88%	0.1:1
Independent (33%)	60%	38%	1.6:1
Seniors 65+ (30%)	49%	50%	1:1
White (87%)	48%	51%	0.9:1
Non-White (10%)	56%	39%	1.4:1
White Suburban Men (14%)	45%	52%	0.9:1
White Suburban Women (14%)	38%	62%	0.6:1
White Non-College Men (17%)	59%	38%	1.6:1
White College+ Men (21%)	49%	51%	1:1
White Non-College Women (22%)	55%	43%	1.3:1
White College+ Women (26%)	33%	66%	0.5:1

	Joe Biden		
	Favorable	Unfavorable	RATIO
	55%	42%	1.3:1
	42%	55%	0.8:1
	41%	57%	0.7:1
	35%	61%	0.6:1
	31%	65%	0.5:1
	43%	46%	0.9:1
	35%	63%	0.6:1
	35%	61%	0.6:1
	52%	45%	1.2:1
	15%	82%	0.2:1
	80%	17%	4.7:1
	38%	59%	0.6:1
	51%	46%	1.1:1
	47%	51%	0.9:1
	29%	68%	0.4:1
	45%	52%	0.9:1
	53%	44%	1.2:1
	32%	61%	0.5:1
	45%	55%	0.8:1
	43%	53%	0.8:1
	61%	37%	1.6:1

Donald Trump Job Approval



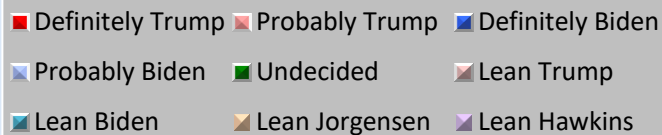
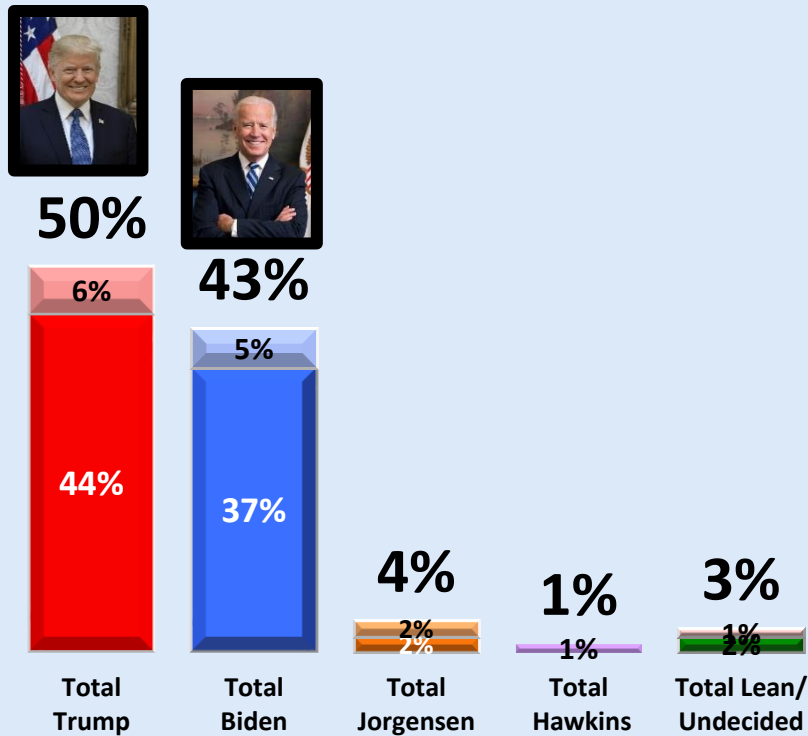
	Approve	Disapprove	DIFF
Cedar Rapids DMA (30%)	41%	57%	-16
Davenport DMA (11%)	54%	43%	+11
Des Moines DMA (37%)	52%	47%	+5
Sioux City DMA (9%)	63%	37%	+26
Omaha DMA (6%)	73%	27%	+46
Rochester DMA (3%)	54%	37%	+17
Rest DMA (4%)	68%	32%	+36
Men (48%)	59%	40%	+19
Women (52%)	46%	52%	-6
Republican (34%)	83%	16%	+67
Democrat (33%)	11%	87%	-76
Independent (33%)	61%	37%	+24
Seniors 65+ (30%)	51%	48%	+3
White (87%)	51%	48%	+3
Non-White (10%)	58%	39%	+19
White Suburban Men (14%)	50%	50%	--
White Suburban Women (14%)	41%	56%	-15
White Non-College Men (17%)	65%	34%	+31
White College+ Men (21%)	49%	50%	-1
White Non-College Women (22%)	54%	43%	+11
White College+ Women (26%)	37%	62%	-25

Thinking about the job that Donald Trump has done as President of the United States, would you say you approve or disapprove of the job he has done as President?

Ballot by Most Important Issue

	Economy/ Jobs (27%)	Coronavirus (16%)	Health Care (11%)	Violent Protests/ Looting (11%)	Climate Change (7%)
Trump Voter (50%)	77%	13%	30%	97%	3%
Biden Voter (43%)	17%	79%	61%	1%	87%
Other Voter (5%)	4%	7%	2%	2%	10%
Undecided (3%)	3%	--	7%	1%	--

Presidential Ballot

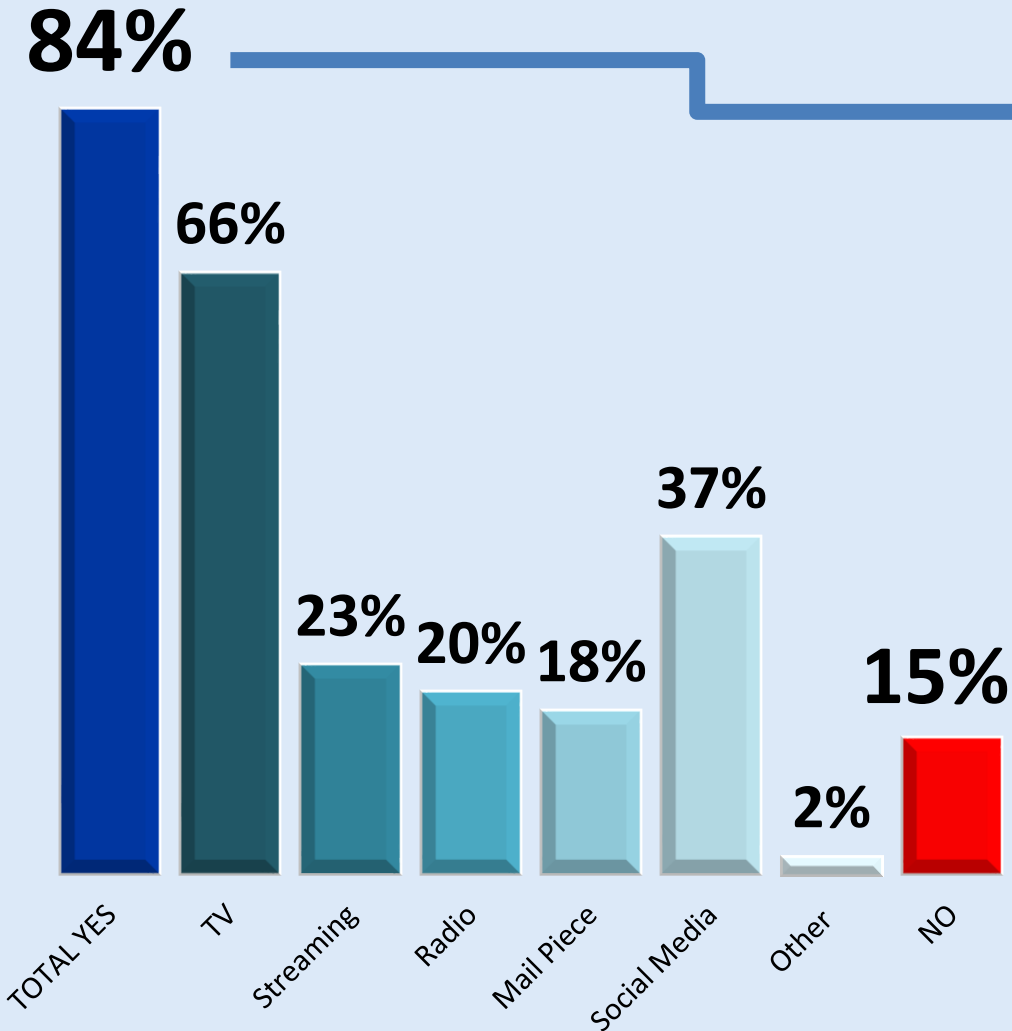


	Total Trump	Total Biden	Total Other	Lean/Und
Cedar Rapids DMA (30%)	40%	54%	4%	3%
Davenport DMA (11%)	49%	40%	8%	4%
Des Moines DMA (37%)	52%	40%	6%	2%
Sioux City DMA (9%)	59%	35%	3%	3%
Omaha DMA (6%)	66%	30%	3%	1%
Rochester DMA (3%)	57%	32%	--	10%
Rest DMA (4%)	65%	32%	--	3%
Men (48%)	56%	35%	6%	4%
Women (52%)	45%	50%	3%	2%
Republican (34%)	80%	12%	5%	3%
Democrat (33%)	9%	85%	3%	3%
Independent (33%)	59%	32%	6%	3%
Seniors 65+ (30%)	48%	48%	1%	3%
White (87%)	49%	44%	5%	2%
Non-White (10%)	54%	38%	5%	3%
White Suburban Men (14%)	51%	40%	5%	3%
White Suburban Women (14%)	37%	49%	12%	2%
White Non-College Men (17%)	63%	29%	5%	3%
White College+ Men (21%)	47%	43%	7%	3%
White Non-College Women (22%)	55%	41%	3%	2%
White College+ Women (26%)	35%	58%	4%	2%

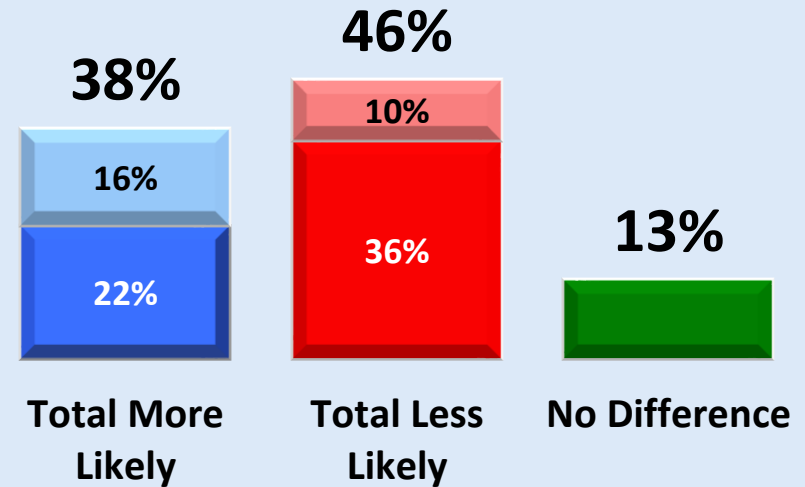
If the election for President were being held today and you had to make a choice, for whom would you vote if the candidates were...

Seen, Read, Heard Joe Biden Ads

Recently, have you seen, read or heard any ads about Joe Biden?



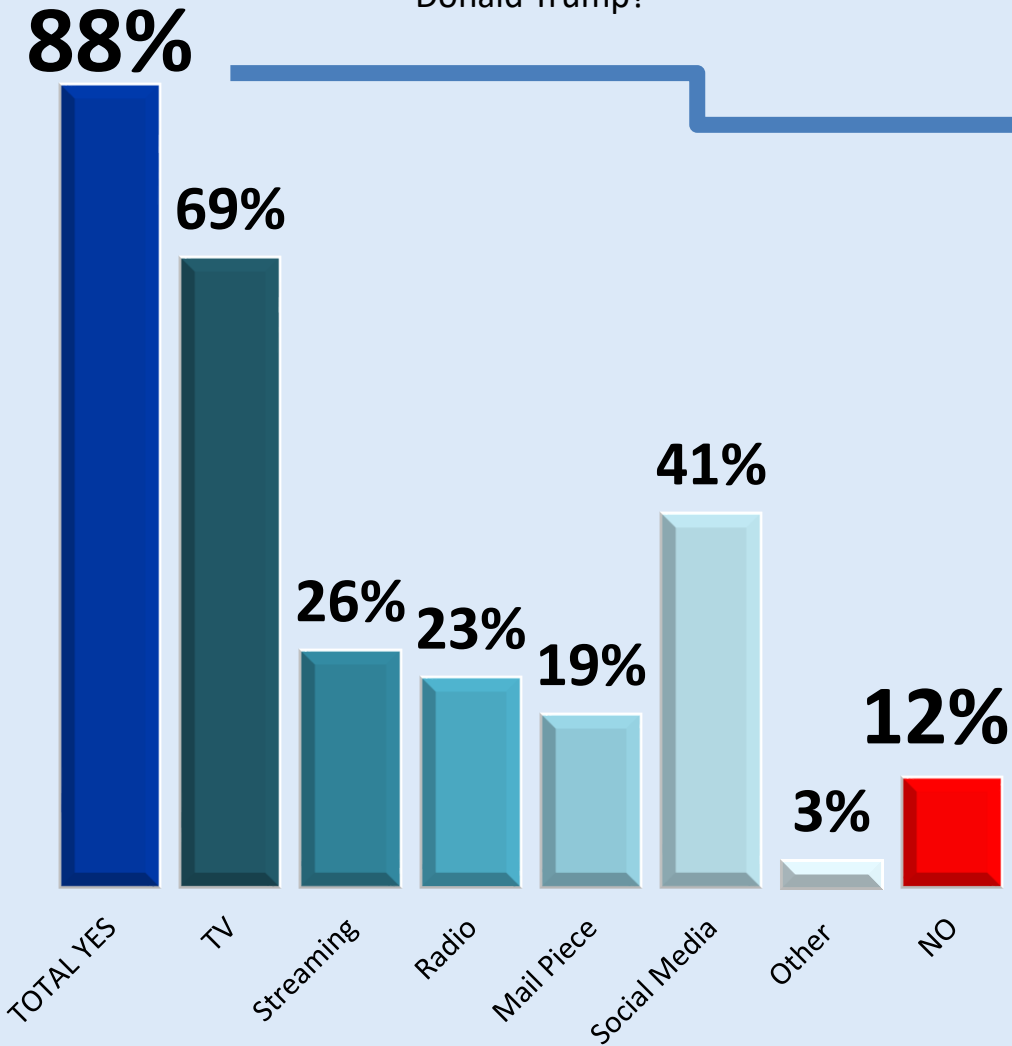
And has what you have seen, read, or heard about Joe Biden made you more or less likely to vote for him?
(n672)



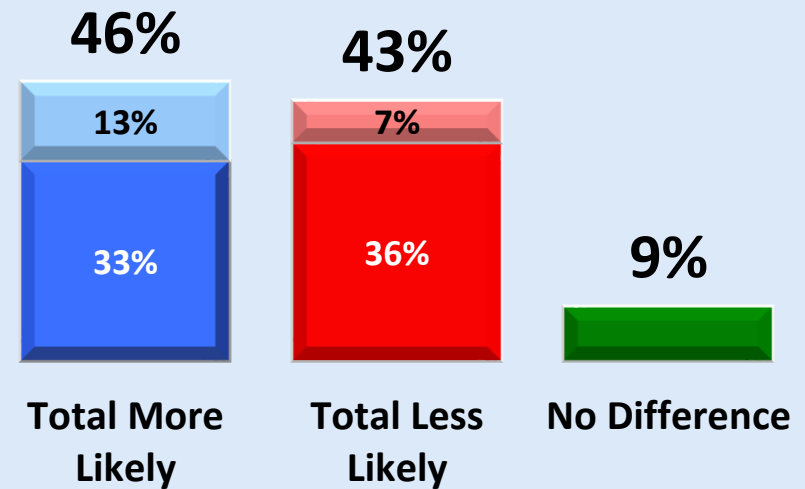
■ Much More Likely ■ Somewhat More Likely
■ Much Less Likely ■ Somewhat Less Likely

Seen, Read, Heard Donald Trump Ads

Recently, have you seen, read or heard any ads about Donald Trump?

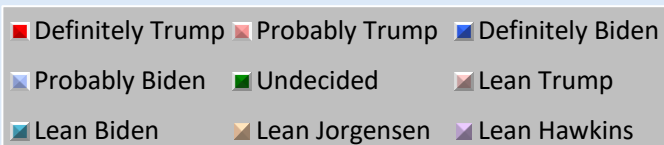
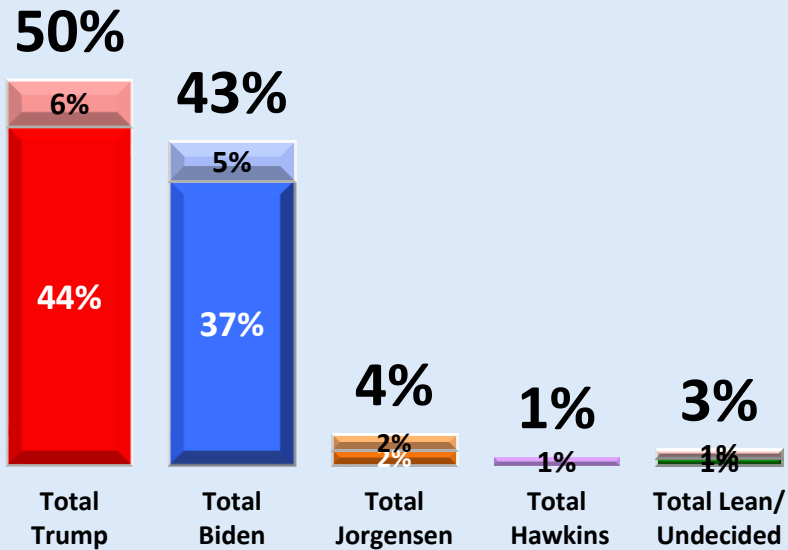



And has what you have seen, read, or heard about Donald Trump made you more or less likely to vote for him?
(n704)

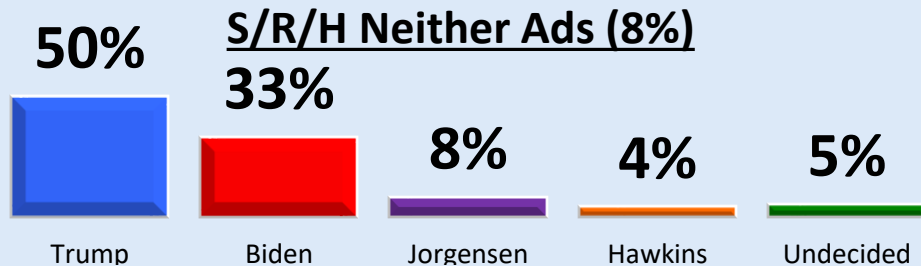
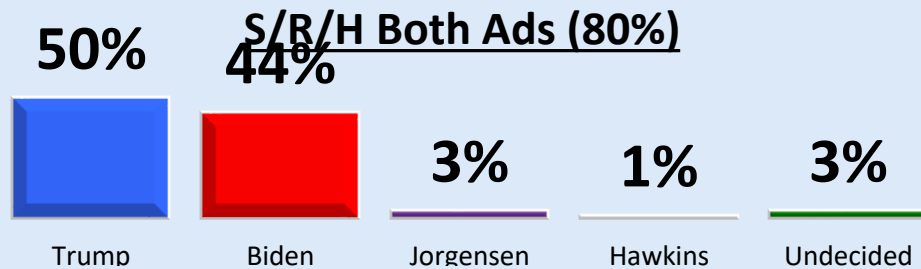
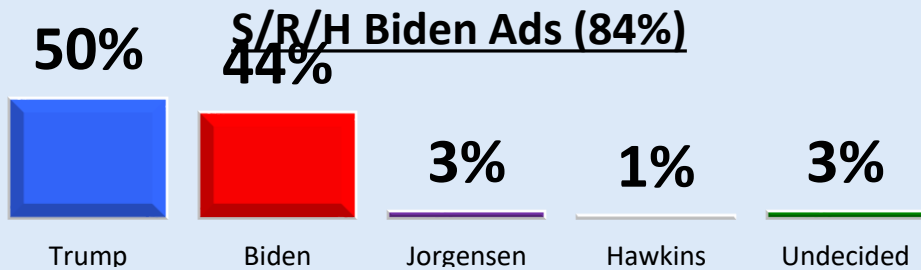
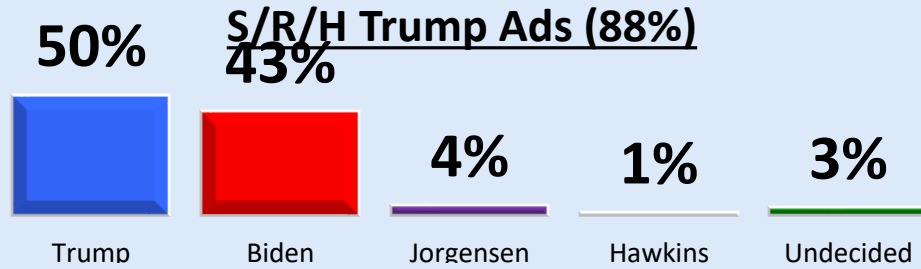


■ Much More Likely ■ Somewhat More Likely
■ Much Less Likely ■ Somewhat Less Likely

Presidential Ballot By Ad Recall

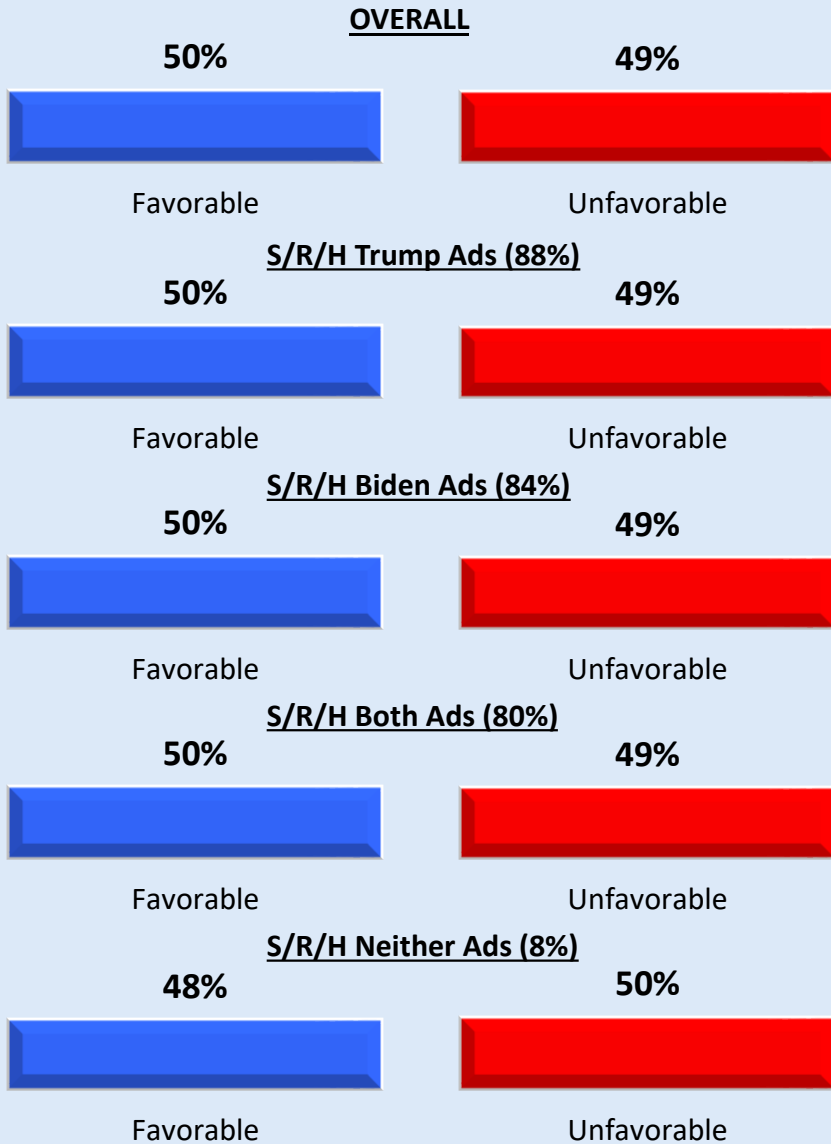


If the election for President were being held today and you had to make a choice, for whom would you vote if the candidates were...

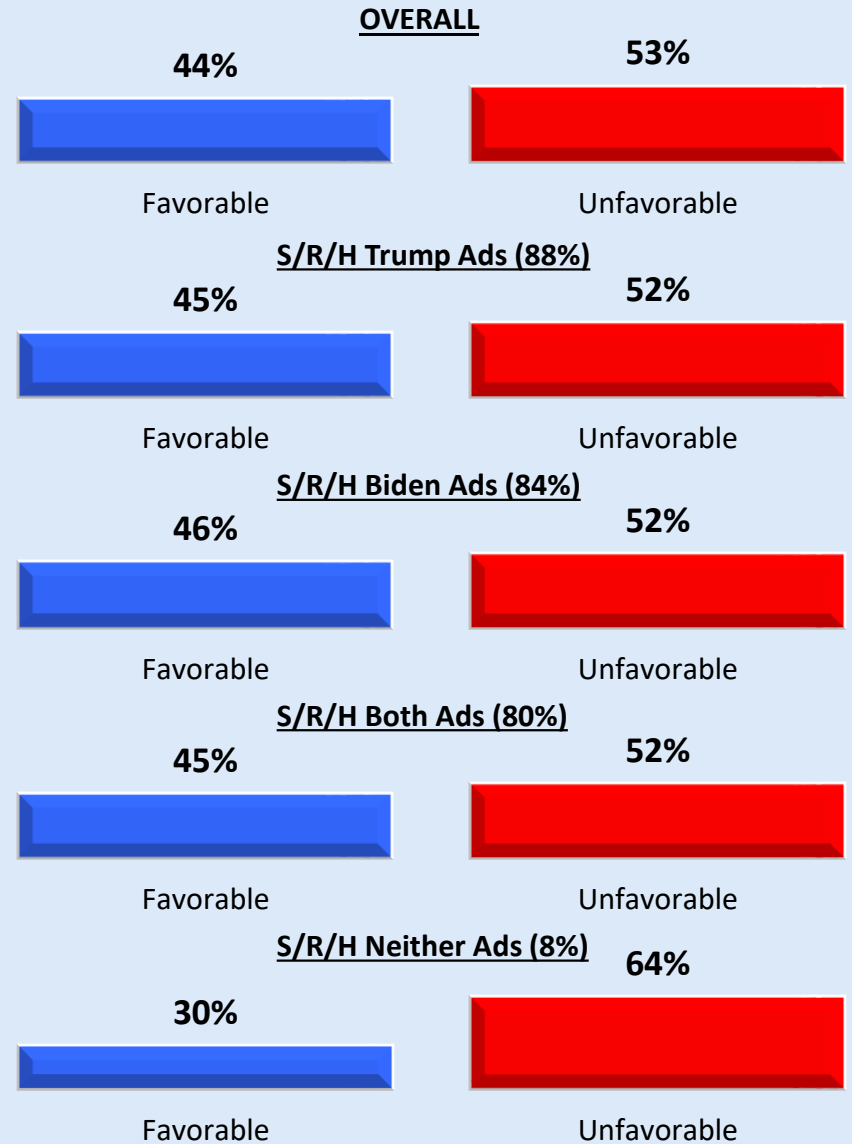


Trump & Biden Image By Ad Recall

Donald Trump Image



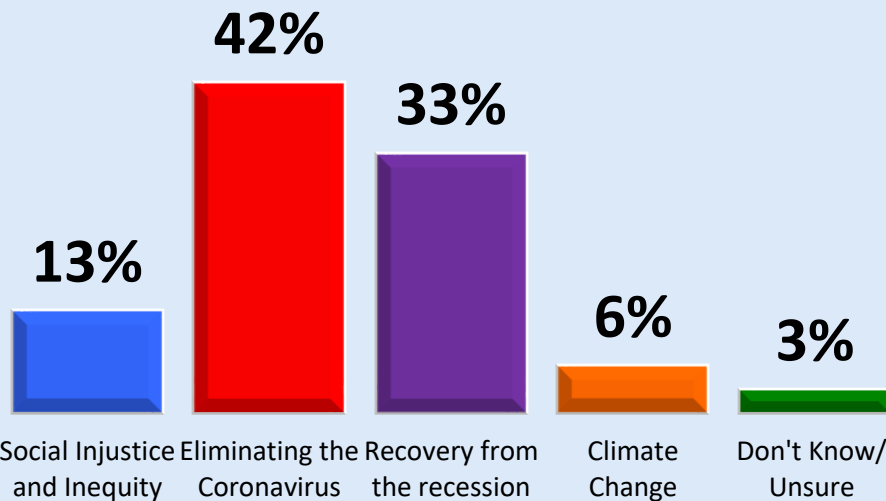
Joe Biden Image



Policy Data



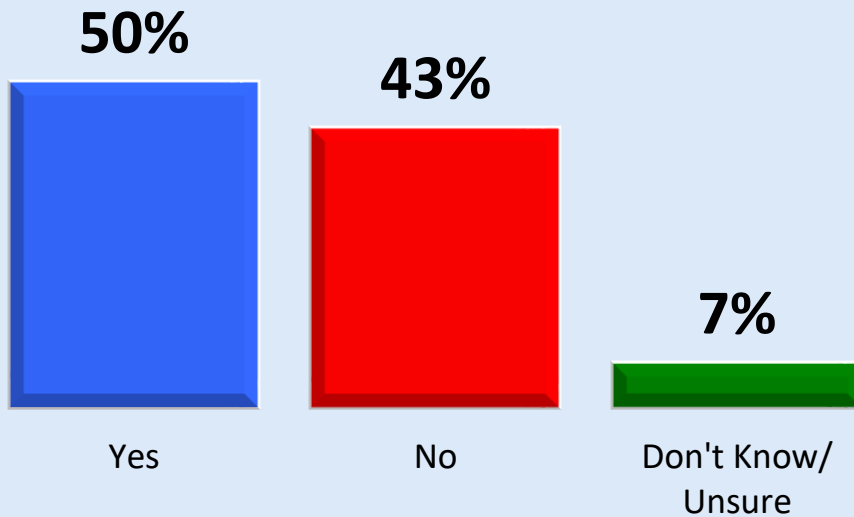
Most Important Domestic Policy Issue



	Social Injustice	Coronavirus	Recovery from Recession	Climate Change
Cedar Rapids DMA (30%)	14%	43%	30%	8%
Davenport DMA (11%)	17%	42%	30%	9%
Des Moines DMA (37%)	10%	42%	36%	5%
Sioux City DMA (9%)	20%	39%	35%	1%
Omaha DMA (6%)	13%	39%	30%	2%
Rochester DMA (3%)	12%	47%	35%	4%
Rest DMA (4%)	7%	49%	31%	10%
Men (48%)	9%	39%	41%	5%
Women (52%)	16%	45%	26%	7%
Republican (34%)	8%	37%	44%	2%
Democrat (33%)	20%	56%	13%	9%
Independent (33%)	11%	33%	40%	7%
Seniors 65+ (30%)	13%	51%	21%	8%
White (87%)	13%	43%	32%	6%
Non-White (10%)	12%	41%	33%	7%
White Suburban Men (14%)	10%	40%	38%	9%
White Suburban Women (14%)	16%	50%	19%	11%
White Non-College Men (17%)	8%	44%	37%	5%
White College+ Men (21%)	10%	36%	43%	6%
White Non-College Women (22%)	12%	46%	31%	6%
White College+ Women (26%)	21%	44%	22%	7%

Which of the following is the most pressing domestic policy issue?
Would you say...

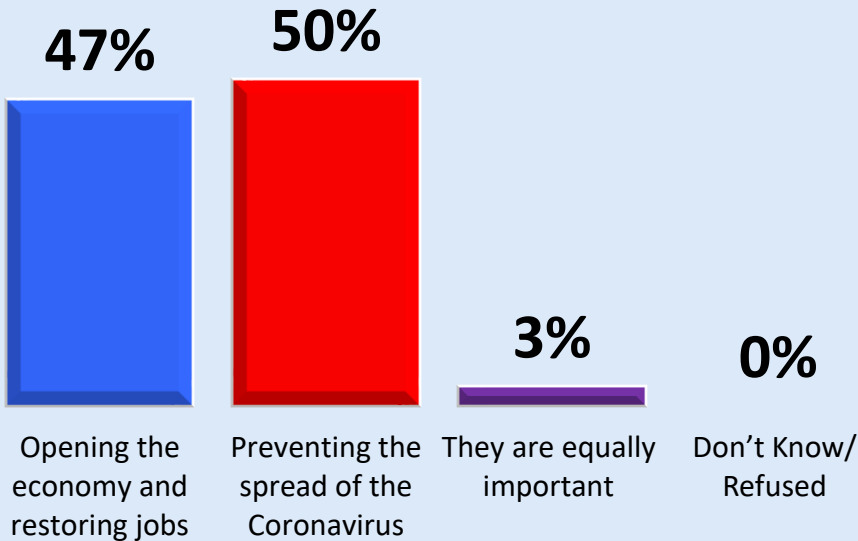
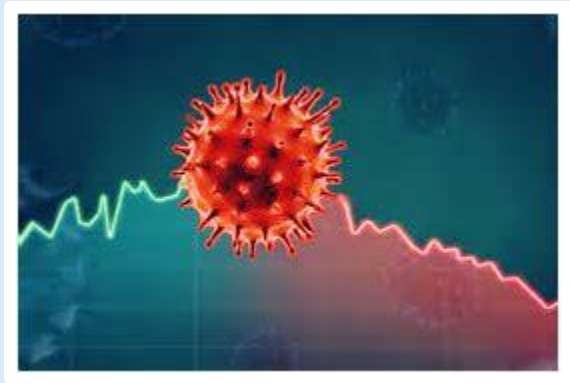
Adding to the National Debt



	Yes	No	DIFF
Cedar Rapids DMA (30%)	54%	39%	+15
Davenport DMA (11%)	53%	39%	+14
Des Moines DMA (37%)	47%	44%	+3
Sioux City DMA (9%)	46%	47%	-1
Omaha DMA (6%)	53%	42%	+11
Rochester DMA (3%)	47%	51%	-4
Rest DMA (4%)	51%	49%	+2
Men (48%)	50%	47%	+3
Women (52%)	50%	39%	+11
Republican (34%)	41%	51%	-10
Democrat (33%)	71%	22%	+49
Independent (33%)	38%	55%	-17
Seniors 65+ (30%)	56%	35%	+21
White (87%)	49%	42%	+7
Non-White (10%)	62%	38%	+24
White Suburban Men (14%)	51%	42%	+9
White Suburban Women (14%)	38%	56%	-18
White Non-College Men (17%)	51%	45%	+6
White College+ Men (21%)	52%	44%	+8
White Non-College Women (22%)	45%	43%	+2
White College+ Women (26%)	50%	39%	+11

Congress is considering additional stimulus legislation that will cost at least \$1 trillion dollars. In your opinion, do you think Congress should continue to add to the debt to further stimulate the economy?

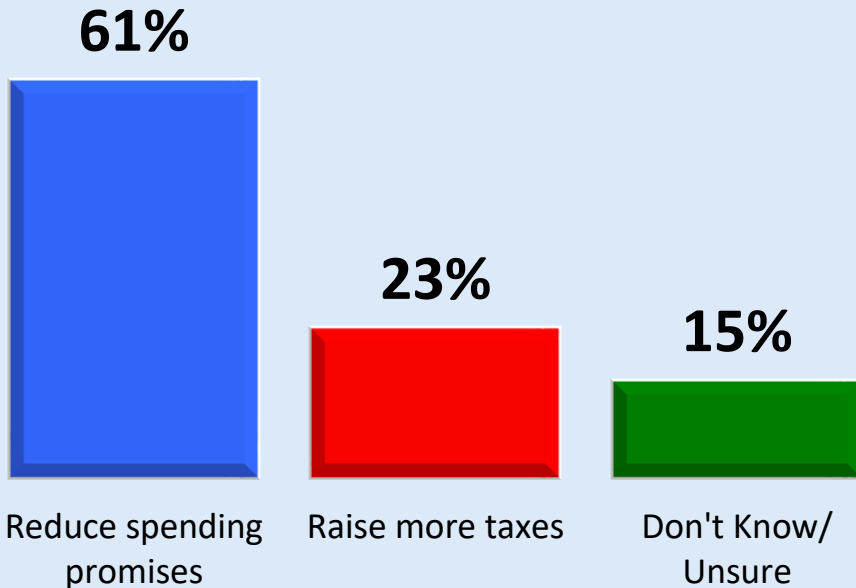
Opening the Economy VS Preventing Coronavirus



	Opening Economy	Preventing Coronavirus	DIFF
Cedar Rapids DMA (30%)	43%	55%	-12
Davenport DMA (11%)	52%	46%	+6
Des Moines DMA (37%)	45%	51%	-6
Sioux City DMA (9%)	51%	46%	+5
Omaha DMA (6%)	63%	35%	+28
Rochester DMA (3%)	51%	44%	+7
Rest DMA (4%)	38%	54%	-16
Men (48%)	53%	44%	+9
Women (52%)	41%	56%	-15
Republican (34%)	66%	30%	+36
Democrat (33%)	15%	81%	-66
Independent (33%)	58%	40%	+18
Seniors 65+ (30%)	37%	58%	-21
White (87%)	44%	53%	-9
Non-White (10%)	59%	37%	+22
White Suburban Men (14%)	44%	50%	-6
White Suburban Women (14%)	37%	62%	-25
White Non-College Men (17%)	51%	45%	+6
White College+ Men (21%)	47%	50%	-3
White Non-College Women (22%)	43%	54%	-11
White College+ Women (26%)	37%	60%	-23

Of the following, which would you say is most important...

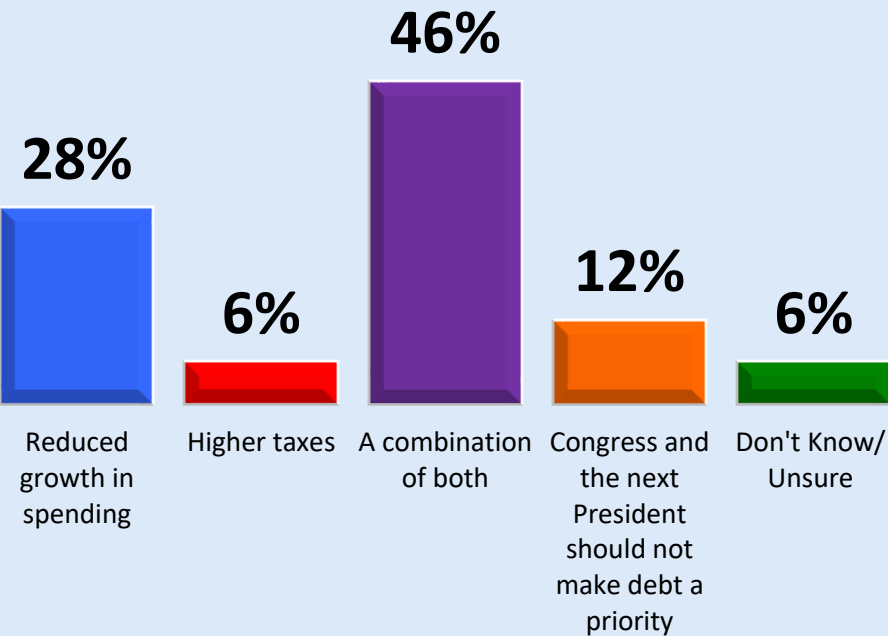
Biden's New Tax Promise



	Reduce Spending	Raise Taxes	DIFF
Cedar Rapids DMA (30%)	58%	27%	+31
Davenport DMA (11%)	61%	21%	+40
Des Moines DMA (37%)	62%	26%	+36
Sioux City DMA (9%)	63%	15%	+48
Omaha DMA (6%)	68%	14%	+54
Rochester DMA (3%)	65%	21%	+44
Rest DMA (4%)	70%	9%	+61
Men (48%)	67%	21%	+46
Women (52%)	56%	25%	+31
Republican (34%)	80%	6%	+74
Democrat (33%)	35%	41%	-6
Independent (33%)	68%	23%	+45
Seniors 65+ (30%)	57%	23%	+34
White (87%)	62%	23%	+39
Non-White (10%)	63%	19%	+44
White Suburban Men (14%)	71%	22%	+49
White Suburban Women (14%)	55%	29%	+26
White Non-College Men (17%)	73%	15%	+58
White College+ Men (21%)	64%	27%	+37
White Non-College Women (22%)	60%	22%	+38
White College+ Women (26%)	52%	27%	+25

Joe Biden is promising more spending than his \$4 trillion dollars in new taxes can pay for. Should Biden consider raising more taxes, or should he reduce his spending promises?

Next President Addressing National Debt



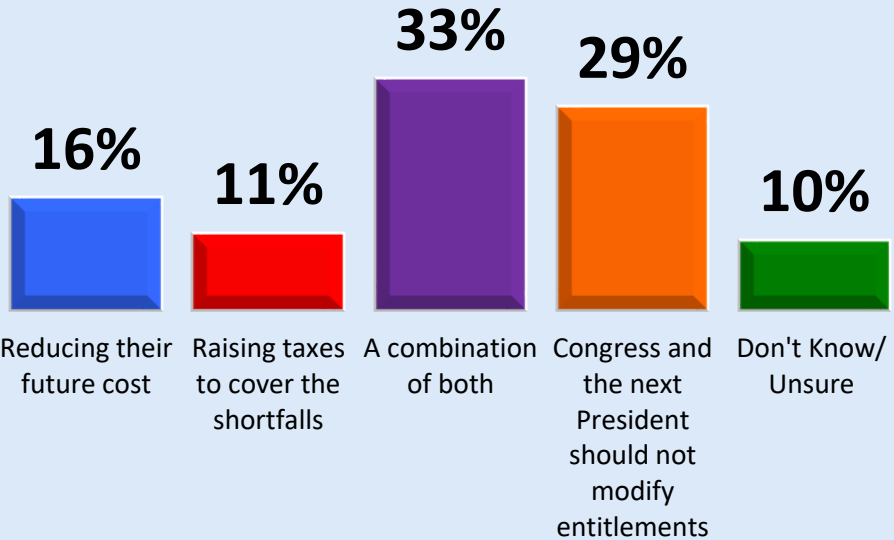
	Reduce Growth	Higher Taxes	Combo of Both	Not Priority
Cedar Rapids DMA (30%)	27%	6%	49%	11%
Davenport DMA (11%)	34%	3%	43%	12%
Des Moines DMA (37%)	27%	8%	46%	13%
Sioux City DMA (9%)	31%	1%	45%	8%
Omaha DMA (6%)	19%	7%	46%	15%
Rochester DMA (3%)	30%	14%	33%	16%
Rest DMA (4%)	45%	5%	39%	7%
Men (48%)	36%	5%	40%	13%
Women (52%)	21%	8%	51%	11%
Republican (34%)	39%	3%	39%	10%
Democrat (33%)	11%	7%	57%	17%
Independent (33%)	35%	8%	41%	9%
Seniors 65+ (30%)	26%	6%	38%	17%
White (87%)	27%	6%	49%	11%
Non-White (10%)	35%	10%	25%	22%
White Suburban Men (14%)	32%	7%	46%	11%
White Suburban Women (14%)	23%	9%	54%	8%
White Non-College Men (17%)	39%	6%	39%	9%
White College+ Men (21%)	32%	4%	49%	10%
White Non-College Women (22%)	21%	9%	43%	16%
White College+ Women (26%)	21%	5%	61%	7%

The federal debt currently stands at over \$26 trillion dollars. Should Congress and the next president reduce the debt with...

Next President Addressing Social Security

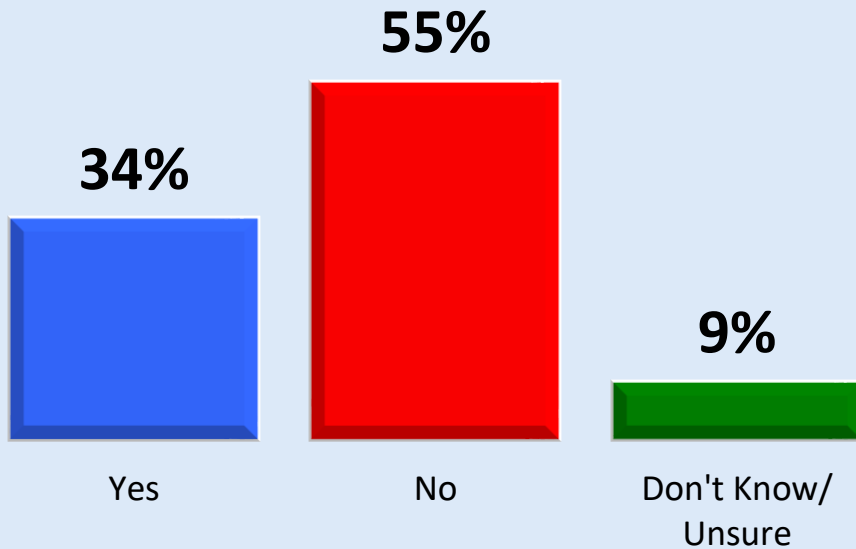


	Reduce Cost	Raise Taxes	Combo of Both	Not Modify
Cedar Rapids DMA (30%)	13%	13%	36%	28%
Davenport DMA (11%)	20%	12%	26%	32%
Des Moines DMA (37%)	15%	11%	34%	28%
Sioux City DMA (9%)	21%	6%	22%	28%
Omaha DMA (6%)	23%	9%	30%	29%
Rochester DMA (3%)	12%	2%	53%	22%
Rest DMA (4%)	16%	7%	32%	35%
Men (48%)	22%	12%	33%	26%
Women (52%)	11%	10%	33%	31%
Republican (34%)	23%	5%	28%	28%
Democrat (33%)	5%	14%	39%	31%
Independent (33%)	20%	14%	32%	26%
Seniors 65+ (30%)	7%	9%	30%	35%
White (87%)	15%	10%	35%	29%
Non-White (10%)	31%	13%	16%	29%
White Suburban Men (14%)	19%	12%	39%	25%
White Suburban Women (14%)	10%	6%	37%	33%
White Non-College Men (17%)	16%	12%	29%	31%
White College+ Men (21%)	21%	9%	40%	23%
White Non-College Women (22%)	13%	11%	34%	28%
White College+ Women (26%)	10%	10%	35%	32%



The biggest contributors to the future deficit are the growth in large entitlements, like Medicare and Social Security. Should Congress and the next President reform these programs by...

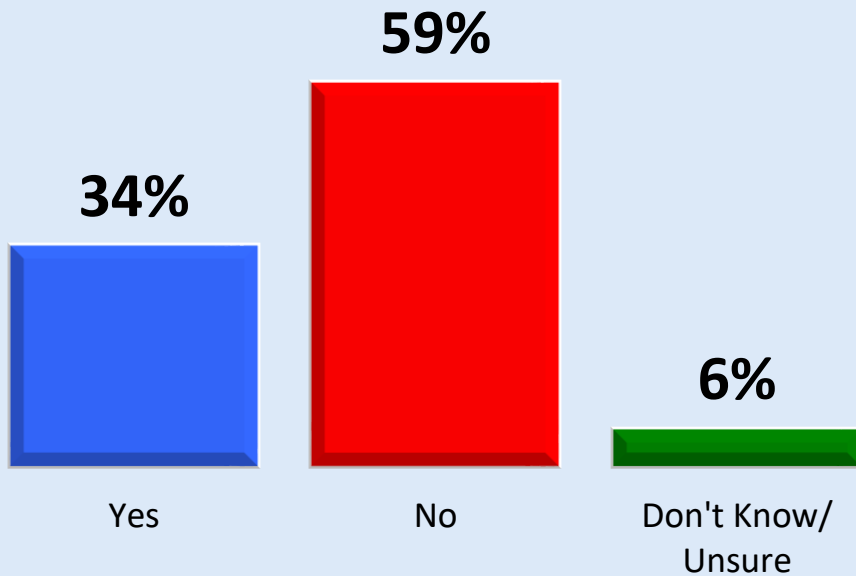
Rolling Back Trump Tariffs



	Yes	No	DIFF
Cedar Rapids DMA (30%)	37%	49%	-12
Davenport DMA (11%)	38%	50%	-12
Des Moines DMA (37%)	34%	60%	-26
Sioux City DMA (9%)	26%	55%	-29
Omaha DMA (6%)	38%	61%	-23
Rochester DMA (3%)	34%	52%	-18
Rest DMA (4%)	21%	72%	-51
Men (48%)	34%	62%	-28
Women (52%)	35%	49%	-14
Republican (34%)	16%	76%	-60
Democrat (33%)	63%	23%	+40
Independent (33%)	24%	67%	-43
Seniors 65+ (30%)	37%	48%	-11
White (87%)	36%	53%	-17
Non-White (10%)	24%	68%	-44
White Suburban Men (14%)	37%	60%	-23
White Suburban Women (14%)	36%	53%	-17
White Non-College Men (17%)	26%	67%	-41
White College+ Men (21%)	44%	53%	-9
White Non-College Women (22%)	30%	58%	-28
White College+ Women (26%)	39%	42%	-3

Thinking about a Biden presidency, if elected, should President Biden roll back the Trump tariffs on China and other countries?

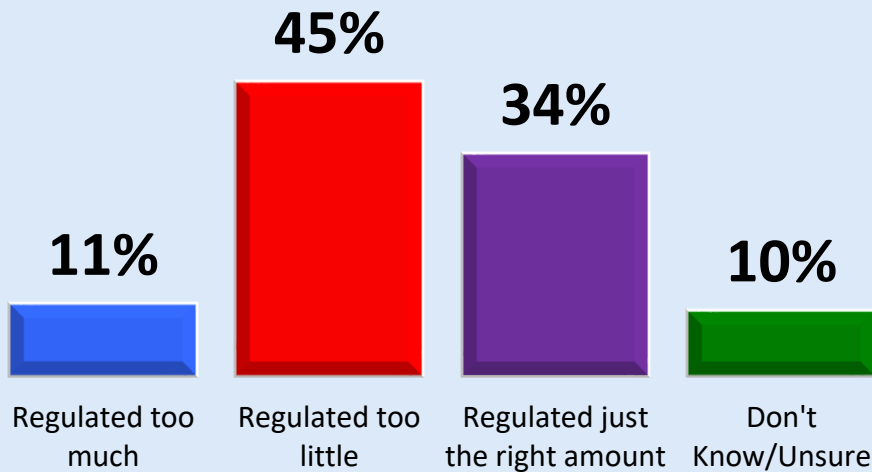
Social Media Regulation



Should the government regulate what content social media platforms like Twitter, Facebook, and others allow?

	Yes	No	DIFF
Cedar Rapids DMA (30%)	32%	60%	-28
Davenport DMA (11%)	44%	49%	-5
Des Moines DMA (37%)	30%	64%	-34
Sioux City DMA (9%)	32%	59%	-27
Omaha DMA (6%)	40%	55%	-15
Rochester DMA (3%)	37%	56%	-19
Rest DMA (4%)	40%	45%	-5
Men (48%)	35%	61%	-26
Women (52%)	33%	58%	-25
Republican (34%)	29%	63%	-34
Democrat (33%)	38%	51%	-13
Independent (33%)	34%	65%	-31
Seniors 65+ (30%)	39%	48%	-9
White (87%)	33%	60%	-27
Non-White (10%)	38%	62%	-24
White Suburban Men (14%)	34%	60%	-26
White Suburban Women (14%)	38%	57%	-19
White Non-College Men (17%)	40%	53%	-13
White College+ Men (21%)	34%	63%	-29
White Non-College Women (22%)	30%	60%	-30
White College+ Women (26%)	31%	60%	-29

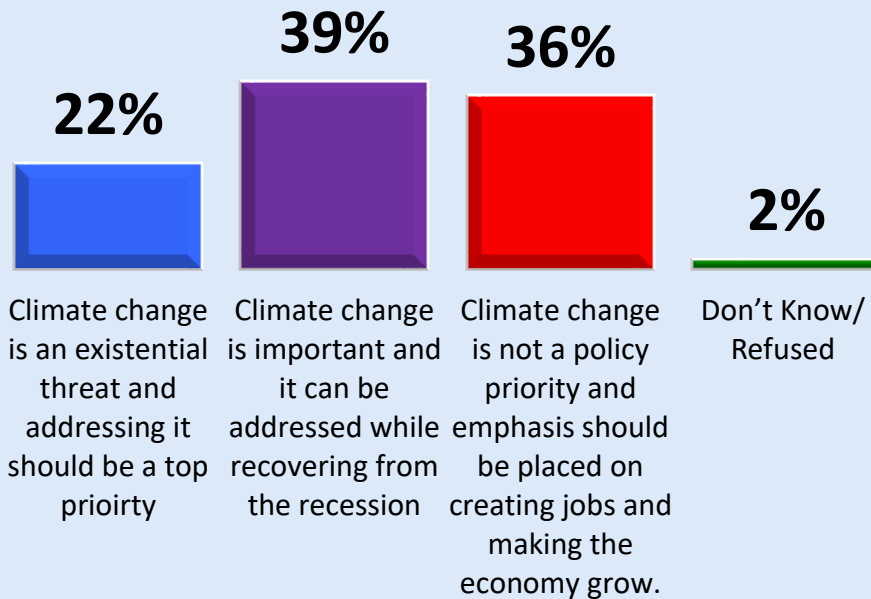
Amount of Social Media Regulation



	Too Much	Too Little	Just Right
Cedar Rapids DMA (30%)	8%	45%	35%
Davenport DMA (11%)	10%	50%	26%
Des Moines DMA (37%)	11%	44%	36%
Sioux City DMA (9%)	15%	43%	30%
Omaha DMA (6%)	16%	47%	28%
Rochester DMA (3%)	12%	40%	39%
Rest DMA (4%)	3%	52%	31%
Men (48%)	10%	47%	34%
Women (52%)	11%	43%	33%
Republican (34%)	11%	41%	34%
Democrat (33%)	8%	50%	33%
Independent (33%)	13%	43%	34%
Seniors 65+ (30%)	7%	49%	28%
White (87%)	11%	46%	31%
Non-White (10%)	6%	36%	55%
White Suburban Men (14%)	11%	46%	36%
White Suburban Women (14%)	15%	43%	31%
White Non-College Men (17%)	13%	54%	25%
White College+ Men (21%)	8%	47%	36%
White Non-College Women (22%)	13%	37%	35%
White College+ Women (26%)	10%	48%	29%

Do you think big tech companies like Google, Facebook, Amazon, Apple, and others are...

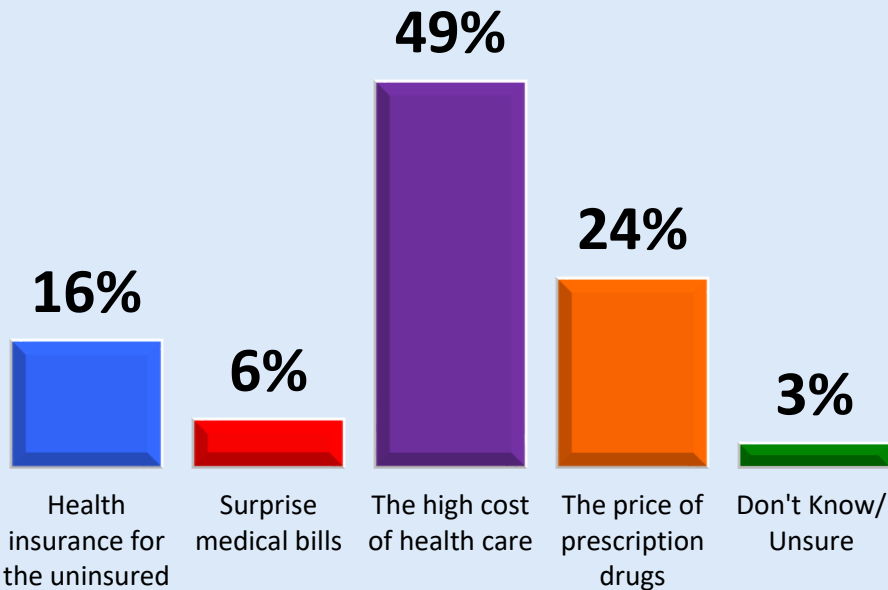
Opinion On Climate Change



	Top Priority	Address & Recover	Not Priority
Cedar Rapids DMA (30%)	24%	42%	32%
Davenport DMA (11%)	25%	41%	30%
Des Moines DMA (37%)	23%	36%	40%
Sioux City DMA (9%)	21%	40%	38%
Omaha DMA (6%)	14%	35%	48%
Rochester DMA (3%)	26%	40%	24%
Rest DMA (4%)	12%	46%	36%
Men (48%)	22%	36%	40%
Women (52%)	23%	42%	33%
Republican (34%)	8%	33%	55%
Democrat (33%)	41%	41%	16%
Independent (33%)	19%	43%	36%
Seniors 65+ (30%)	25%	34%	35%
White (87%)	23%	40%	35%
Non-White (10%)	20%	37%	39%
White Suburban Men (14%)	22%	42%	35%
White Suburban Women (14%)	23%	41%	34%
White Non-College Men (17%)	23%	37%	38%
White College+ Men (21%)	24%	37%	38%
White Non-College Women (22%)	18%	43%	35%
White College+ Women (26%)	28%	41%	30%

Advocates of addressing climate change argue that it is an opportunity to create green jobs and grow the economy. Thinking about climate change, which of the following comes closest to your own opinion? Would you say...

Most Important Health Care Concern

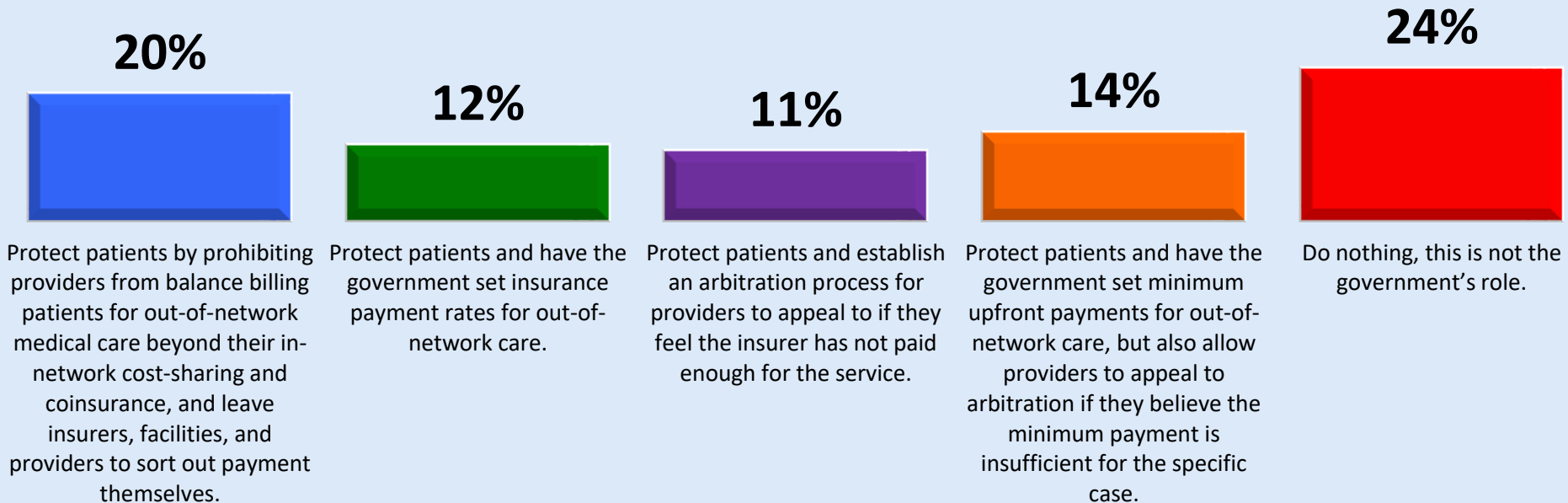


	Uninsured Coverage	Surprise Billing	High Cost	Drug Price
Cedar Rapids DMA (30%)	18%	7%	52%	18%
Davenport DMA (11%)	20%	7%	42%	26%
Des Moines DMA (37%)	15%	8%	50%	25%
Sioux City DMA (9%)	14%	2%	48%	30%
Omaha DMA (6%)	11%	1%	48%	36%
Rochester DMA (3%)	18%	--	49%	29%
Rest DMA (4%)	9%	--	45%	31%
Men (48%)	14%	7%	51%	22%
Women (52%)	17%	5%	47%	27%
Republican (34%)	8%	4%	48%	34%
Democrat (33%)	28%	2%	48%	17%
Independent (33%)	11%	12%	52%	22%
Seniors 65+ (30%)	22%	5%	42%	25%
White (87%)	16%	5%	51%	24%
Non-White (10%)	20%	14%	38%	25%
White Suburban Men (14%)	15%	7%	53%	21%
White Suburban Women (14%)	15%	10%	43%	30%
White Non-College Men (17%)	8%	8%	48%	28%
White College+ Men (21%)	20%	4%	58%	14%
White Non-College Women (22%)	16%	4%	43%	34%
White College+ Women (26%)	16%	6%	52%	23%

Thinking about issues in health care, which of the following would you say is most important for Congress and the President to address?

Addressing Surprise Medical Billing

Congress is currently considering legislation to protect patients from surprise medical bills, but thirty states have already passed laws to protect patients. Which of the following approaches taken by states to address surprise medical bills do you most support?



Addressing Surprise Medical Billing

	Prohibit Balance Billing	Gov. Set Insurance Payment Rate	Arbitration Process	Gov. Set Upfront Payment	Do Nothing, Not Government's Role
Cedar Rapids DMA (30%)	24%	15%	13%	12%	19%
Davenport DMA (11%)	18%	2%	13%	19%	25%
Des Moines DMA (37%)	16%	12%	13%	15%	30%
Sioux City DMA (9%)	26%	12%	2%	18%	20%
Omaha DMA (6%)	23%	21%	6%	5%	28%
Rochester DMA (3%)	13%	11%	17%	21%	14%
Rest DMA (4%)	21%	9%	6%	9%	25%
Men (48%)	17%	11%	11%	13%	29%
Women (52%)	22%	14%	11%	15%	21%
Republican (34%)	18%	10%	10%	14%	35%
Democrat (33%)	17%	16%	13%	16%	13%
Independent (33%)	24%	11%	11%	13%	25%
Seniors 65+ (30%)	13%	11%	10%	15%	22%
White (87%)	20%	13%	11%	15%	24%
Non-White (10%)	24%	9%	15%	10%	22%
White Suburban Men (14%)	11%	15%	13%	22%	24%
White Suburban Women (14%)	25%	12%	9%	22%	19%
White Non-College Men (17%)	18%	14%	9%	10%	28%
White College+ Men (21%)	18%	11%	11%	17%	29%
White Non-College Women (22%)	21%	12%	12%	13%	23%
White College+ Women (26%)	21%	15%	11%	17%	20%

For more information...

Adam Geller

Opinion Insight, LLC